



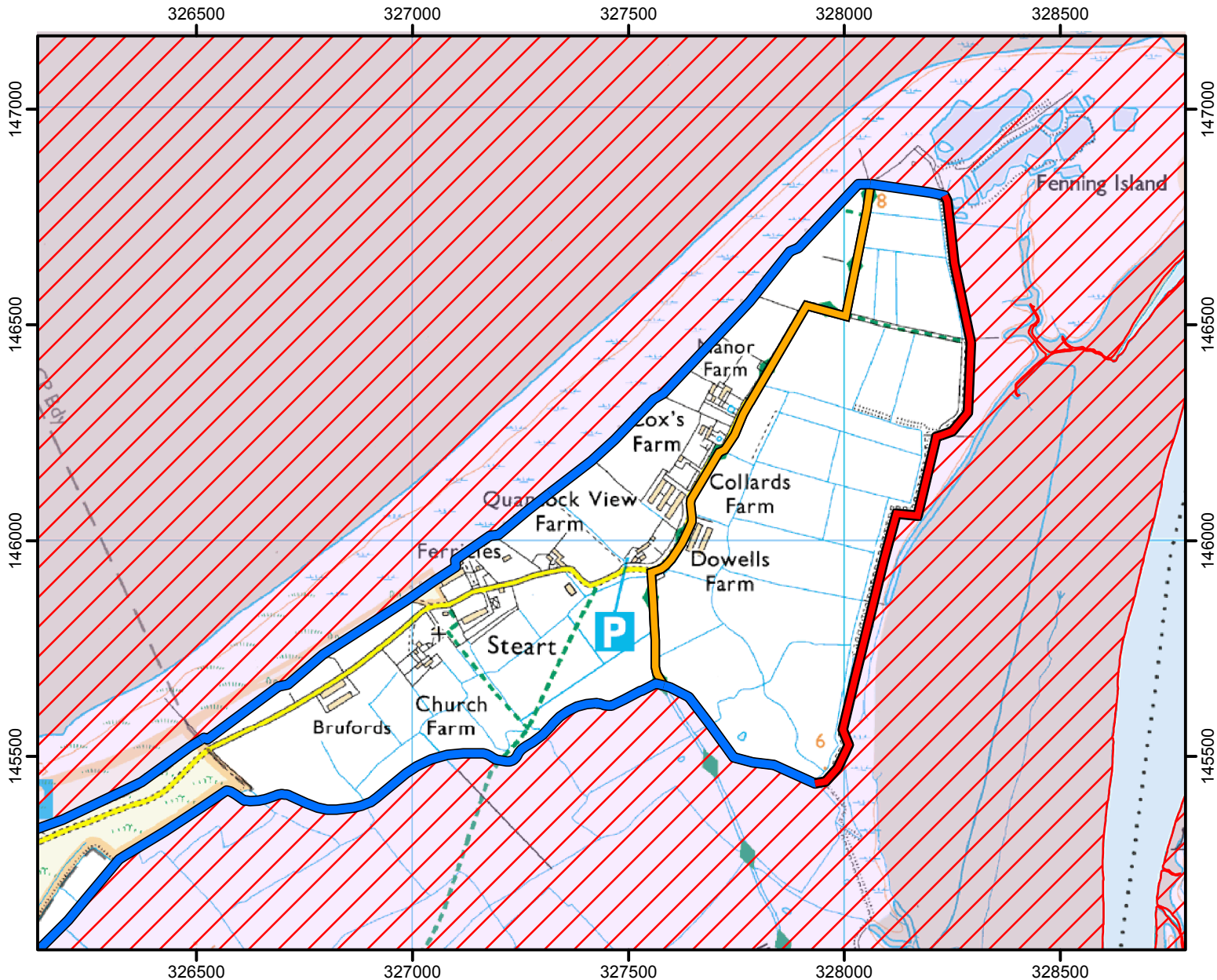
CROW Open Access: Consultation on review of restriction

(Please see accompanying notice)

Consultation start date : 18 December 2020





Consultation end date : 29 January 2021

Case Number: 2014107415



0 400 800 Metres

© Crown Copyright and database right 2020.
Ordnance Survey 100022021

-  England Coast Path open 01 April to 30 September only
-  England Coast Path open all year
-  England Coast Path 01 October to 31 March
-  Restricted Coastal Margin (Saltmarsh & Flats)



For more information call the Open Access Contact Centre on 0300 060 2091
or visit our website at www.gov.uk/right-of-way-open-access-land/use-your-right-to-roam